



iCLASS Tag - 206

The iCLASS contactless smart Tag can be ordered either with both SIO and iCLASS programming or iCLASS programming only. iCLASS enable existing credentials or non-metallic devices such as cell phones or PDAs by adhering the iCLASS Tag.

Ensure each required option has been checked with the appropriate choice to fulfill a completed order form.

206 Base Model

iCLASS Memory Size and Allocation (select one option)

- 0 - 2k Bits (256 Bytes) with 2 Application Areas
- 3 - 32k Bits (4K Bytes) Application areas 16k/2+16k/1
- 4 - 32k Bits (4K Bytes) Application areas 16k/16+16k/1

iCLASS Programming information (select one option)

- H - Programmed with Security Identity Object (SIO) and standard iCLASS access control application. (Recommended)
- P - Programmed with iCLASS access control application only
- C - iCLASS Unprogrammed, for use with iCLASS SE Encoder

Front Packaging (select one option)

- K - Black with HID Standard Artwork
- C - Custom Artwork - Specify Custom Artwork Number²

Back Packaging

- S - Adhesive Backing

Tag Numbering¹ (select one option)

- M - Sequential Matching Encoded/Printed (Inkjetted)⁴
- N - No Printed Tag Numbering
- S - Sequential Encoded/Sequential Non-Matching Printed (Inkjetted)⁴
- R - Random Encoded/Non-Matching Sequential Printed (Inkjetted)⁴

Slot Punch

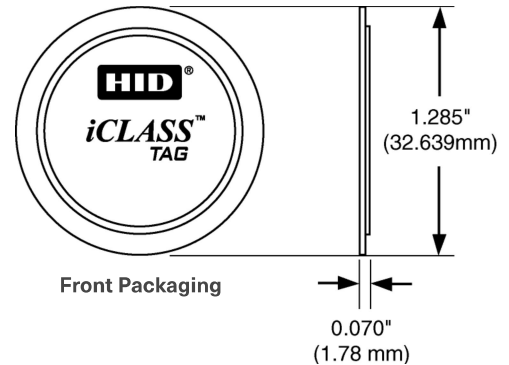
- N - None

Option - Custom Artwork¹

_____ (Specify Artwork Number - Refer to the Custom Artwork Forms for new artwork)

Enter your final Tag options from check boxes above. Example: 2060HSSNN

Final Part Number	206				S		N	-	(Options #)
-------------------	-----	--	--	--	---	--	---	---	-------------



iCLASS Tag Programming Information


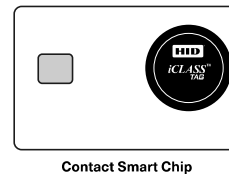
Format Number	Field Name(s) e.g. Facility Code	Value	QTY	Encoded Start Number	Encoded Stop Number
HID Elite ICE #				Printed Start Number	Printed Stop Number

¹ The Printed tag number is placed on the back of the tag. In order to support laser marking technology HID will be transitioning from a white release paper to a black release paper. Please consult your sales Account Manager for more information.

² For new artwork files, contact Customer Service for custom artwork number, lead-times, minimum order quantities, and cost.

³ The iCLASS Tag is not for use on cards that use full insertion or tractor feed type readers.

⁴ Please note that cards shipped out of the Americas are always laser-engraved. Inkjetted option is not available for these cards.



Do not adhere to metal surfaces. Metal shields the RF, making the tag inoperable. Due to variations in cards and reading devices, HID does not claim that the iCLASS Tag will work in every situation. Functional and non-functional iCLASS Tags are available for compatibility testing with existing credential and reader technologies. Compatibility should be confirmed prior to ordering.